

A Suggestive Model of Planning a Lesson Based on Constructivist Approach

Name:

Unit: Environment

Class: VII

Topic: Meaning of Environment Duration: 60 mts.

I) Learning Objectives

Students will:

- define the term environment;
- list the components in environment;
- differentiate between natural environment and man-made environment

II) Materials Needed

- Picture of an environment
- Picture of natural and man-made environment
- Worksheet

III) Pre-Requisite


The students are already familiar with different objects existing in the environment.

Stage 1- Engage (Group work)

The teacher divides the students into two groups and asks them to go around the school campus and identify the objects, people, phenomena, etc. available in school surroundings. Afterwards the leaders of both the groups read out what their groups have identified and write them on the chalkboard. Both the groups discuss about their observations and summarise about the objects, people and phenomena existing in the school campus.



Stage 2- Explore (Introduction to the topic)

Based on the discussion, the teacher shows a picture related to environment and asks the following questions:



Teacher's Activity	Students' Activity
<p>What this picture is related with?</p> <p>List out the names of objects you observe in this picture.</p> <p>Can you identify where these objects can be seen?</p> <p>What do you mean by an environment?</p>	<p>Surroundings</p> <p>Trees, birds, crocodile , fish, water, etc.</p> <p>Environment</p> <p>The place, people, objects and nature that surround any living organism is called environment.</p>

Stage 3- Explain (Presentation)



Next, the teacher shows the following two pictures related with environment.

Based on these pictures, the teacher asks the following questions:

Teacher's Activity	Students' Activity
<p>What do you observe in the pictures?</p> <p>Whether buildings and cars are a part of environment?</p> <p>How are buildings and car different from birds and animals?</p> <p>Can you classify these two types of environments on the basis of your observation?</p> <p>How do you classify these two types of environment?</p>	<p>Picture A includes the sun, lake, fishes tree, birds, boat, tortoise, water etc., whereas in Picture B there are building, car, human beings.</p> <p>Yes.</p> <p>Building is constructed by human beings and cars are produced by human beings; whereas birds and animals are part of nature.</p> <p>Yes.</p> <p>Environment can be classified into natural environment and man-made environment. All those objects like water, birds, trees, sun, rivers, sea, etc. are part of natural environment; whereas roads, buildings, vehicles, etc. comprise man-made environment</p>

The students then summarize the environment that is a combination of natural and man-made phenomena

Stage 4- Extend

Activity-I Analyzing a situation

The teacher presents the following situation.

Rakesh was studying in a boarding school. During vacation he went home and found that the pond nearby his house was levelled and a building was constructed over this place. He felt sad because whenever he went home, he usually tried to catch fish from the pond and observed other insects, small animals, etc. and enjoyed moving around the pond. He enquired about this to his parents and they said that the environment was changing rapidly.

Based on this situation, the teacher asks students the following questions to discuss in groups.

- 1) Why did Rakesh feel sad when he saw the building on the spot where the pond was existing earlier?
- 2) What are the reasons for the rapid changes in the environment?

Activity II- Filling the worksheet

The following worksheets are given to each student to work on:

- 1) Among the items given below list out the items which are not a part of man-made environment.
 - Flat
 - Club
 - Flowers
 - Community
 - Mountains
 - Aquarium
 - Road
 - Rain
 - Train
 - Rivers

2) Distinguish between natural environment and man-made environment based on the following aspects.

Aspects	Natural environment	Man-made Environment
<ul style="list-style-type: none">• Living things• Non-living things• Pollution• Sustainability		

Recapitulation

The students summarise the concept of environment and the difference between natural and man-made environments.

Stage 5- Evaluate (Reflective Questions and Activities)

- 1) With examples differentiate natural environment from human environment;
- 2) Prepare a poster related to World Environment Day;
- 3) Go to your nearby locality and find out the natural and man-made objects in the environment;
- 4) Conduct a talk in your class on ‘Care Our Environment and Protect Our Resources’;
- 5) How would you explain the role of human being in preserving the environment?
- 6) According to you, which component is more important in an environment- nature or human beings? Why do you think so?